
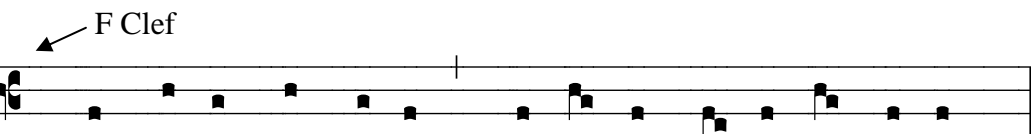


READING 4-LINE NOTATION IN 5 EASY STEPS


1. Read left to right.
2. Read big notes before little notes.
3. Read lower notes before higher notes.
4. Read thick vertical lines as 2 notes, one note for the middle of each end of the line.
5. Don't read the little note ("custos") at the end of the line.

VI f 

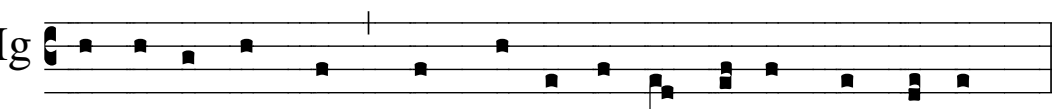
Be - ne - di - xi - sti, Dó - mi - ne, tér - ram tú - am.
you-blessed Lord land your

II d 


Can-tá-bo Dó-mi-no qui bó-na trí-bu-it mí-hi.
I-will-sing to-the-Lord who good-things gives to-me

II d 

Be-á-ti óm-nes qui tí-ment Dó-mi-num.
blessed [are] all who fear the-Lord

VIII g 

Ad-spi-ce in me, et mi-se-ré-re mé-i, Dó-mi-ne.
look at me and have-mercy on-me Lord

VIII c 

Al-le-lú-ia, al-le-lú-ia, al-le-lú-ia.